



To Stay or Not To Stay?

International students' experiences of studies and socio-economic integration into Turku

Tytti-Maaria Laine

15.3.2016



Turun yliopisto
University of Turku

TURKU AMK
TURKU UNIVERSITY OF
APPLIED SCIENCES



Siirtolaisuusinstituutti
Migrationsinstitutet - Institute of Migration



Main research questions

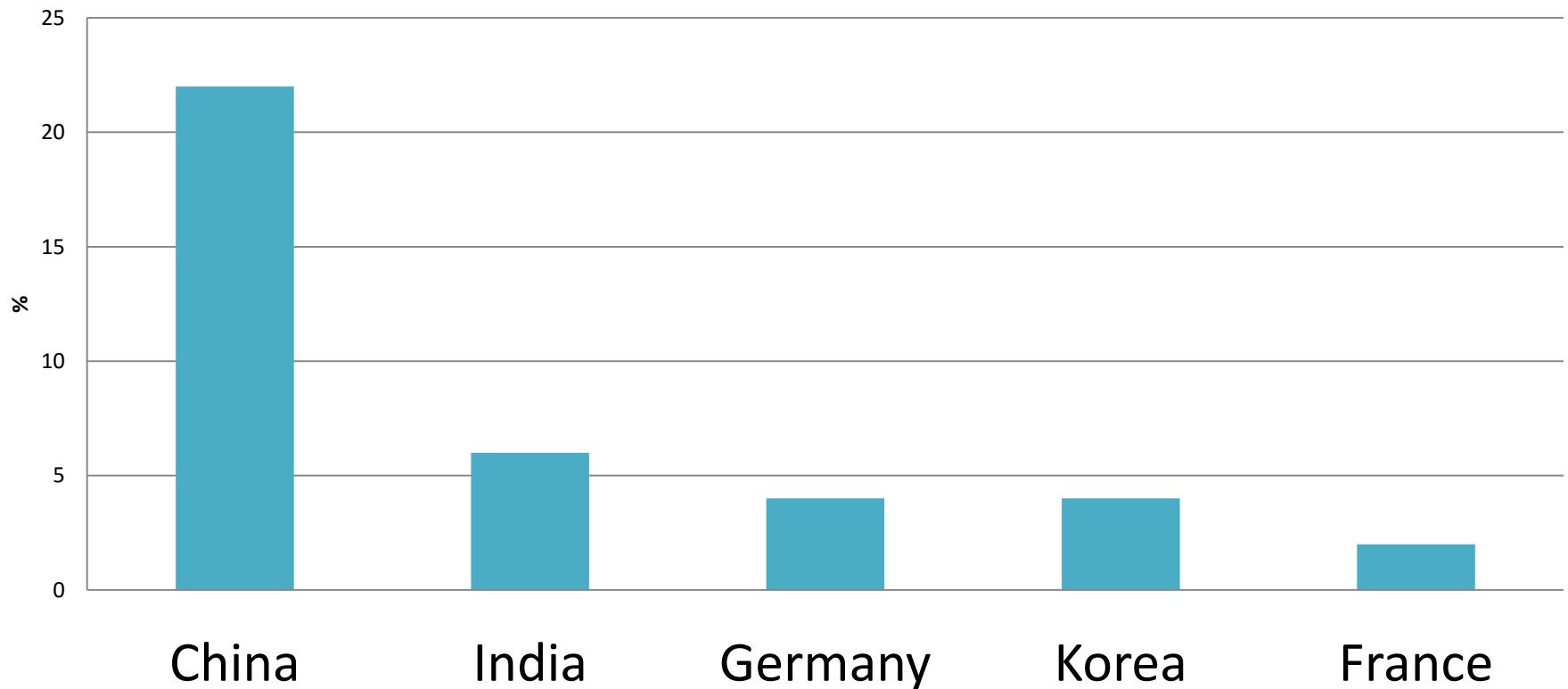
- What attracts international students to Turku?
- How are the international students integrating into Turku and what could be done to help their integration process?
Integration is analysed by social relations, language skills and employment.
- What do international students plan to do after their graduation?

Survey

- sent to 1,717 international degree students studying at Åbo Akademi University, the University of Turku, Turku University of Applied Sciences and Novia University of Applied Sciences Turku campus in September 2015
- 303 respondents (response rate 18%)
 - ÅAU 13%
 - UTU 19%
 - TUAS 19%
 - Novia 18%

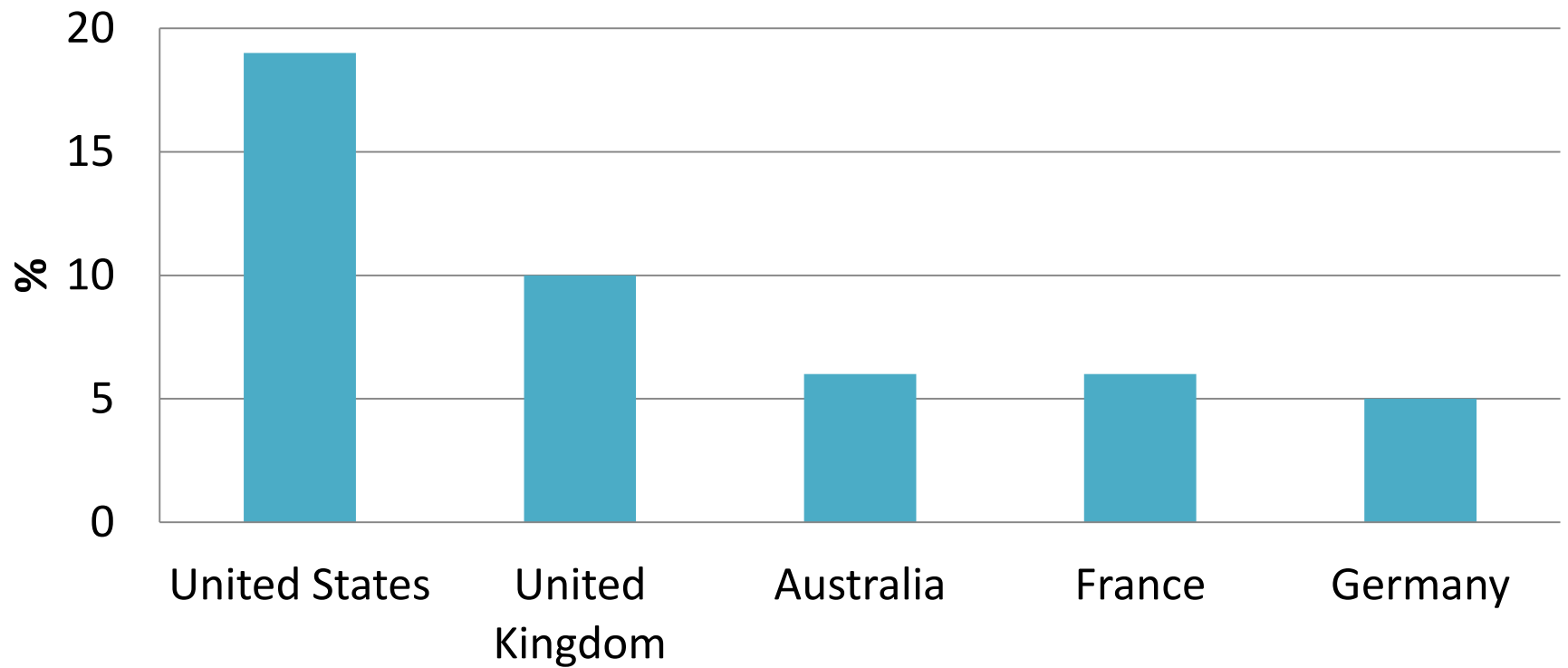
Global view

Top 5 countries of origin of international students globally in 2013 (OECD).



Global view

Top 5 countries of destination for international students globally in 2013 (OECD)



Global view

Top 5 destination countries of mobile tertiary level students in Europe and their top 5 countries of origin in 2013 (Unesco)

| | UK | France | Germany | Italy | Austria |
|---|--------------|---------------|---------------|---------------|-----------------------------|
| 1 | China (20%) | China (11%) | China (10%) | Albania (14%) | Germany (40%) |
| 2 | India (5%) | Morocco (10%) | Russia (5%) | China (12%) | Italy (11%) |
| 3 | Nigeria (4%) | Algeria (8%) | Austria (4%) | Romania (8%) | Turkey (4%) |
| 4 | USA (4%) | Tunisia (4%) | Bulgaria (3%) | Iran (4%) | Bosnia and Herzegovina (3%) |
| 5 | Germany (3%) | Senegal (3%) | Poland (3%) | Greece (4%) | Serbia (3%) |

International students in Finland

Top 10 nationalities of international degree students in Finland in 2004, 2008 and 2012 (Tilastokeskus).

| 2004 | Abs. | % | 2008 | Abs. | % | 2012 | Abs. | % |
|---------|-------|----|----------|-------|----|----------------|-------|----|
| China | 1,382 | 16 | China | 1,988 | 16 | Russia | 2,500 | 13 |
| Russia | 1,127 | 13 | Russia | 1,378 | 11 | China | 2,177 | 11 |
| Estonia | 599 | 7 | Estonia | 684 | 5 | Vietnam | 1,162 | 6 |
| Sweden | 538 | 6 | Nigeria | 629 | 5 | Nepal | 1,140 | 6 |
| Germany | 322 | 4 | Sweden | 495 | 4 | Nigeria | 844 | 4 |
| Kenya | 246 | 3 | Nepal | 451 | 4 | Estonia | 790 | 4 |
| UK | 191 | 2 | Germany | 446 | 4 | Pakistan | 691 | 4 |
| USA | 187 | 2 | Ethiopia | 428 | 3 | India | 639 | 3 |
| India | 165 | 2 | Ghana | 370 | 3 | Germany | 607 | 3 |
| France | 146 | 2 | Kenya | 347 | 3 | Banglades h | 577 | 3 |

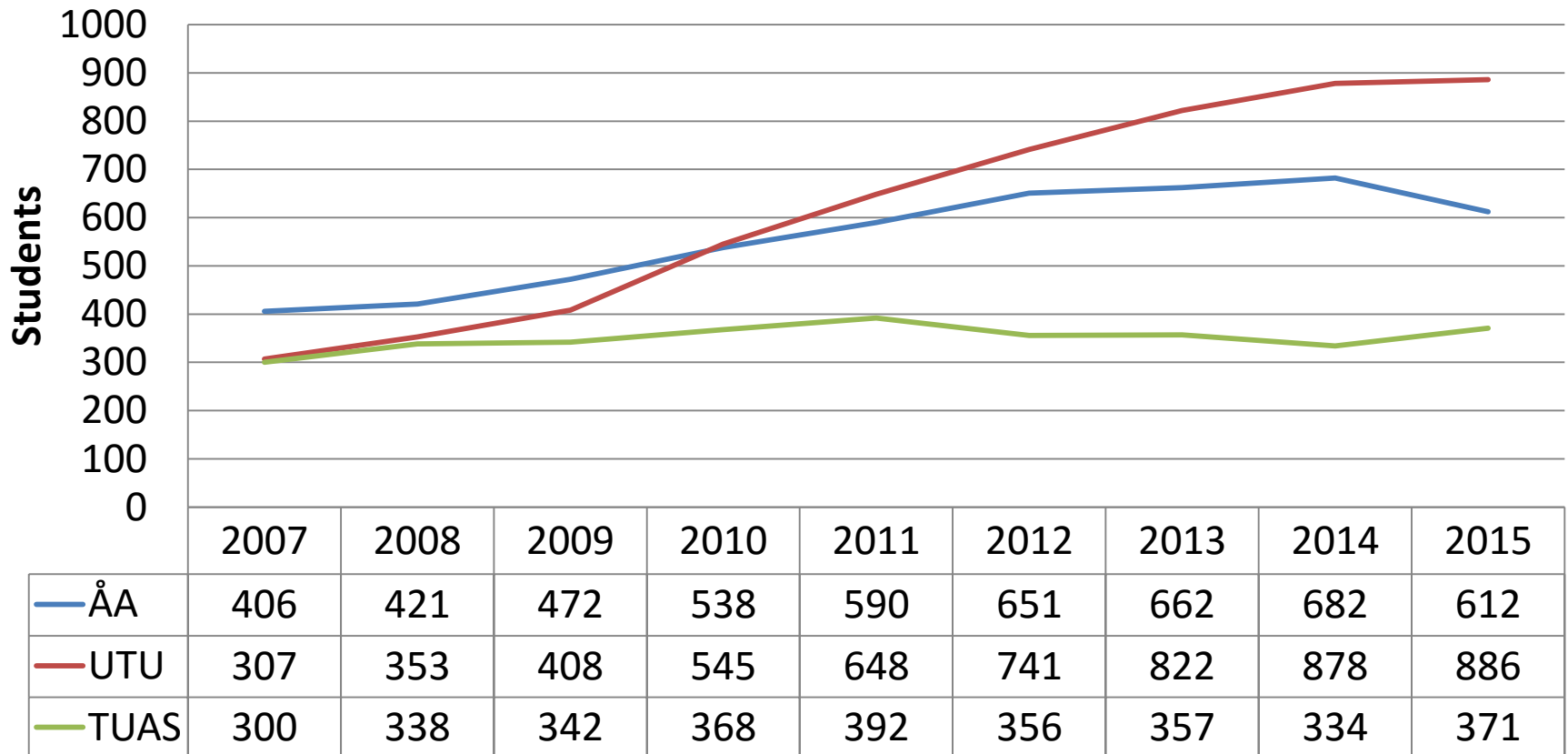
International students in Finland

The cities with the largest international student population in Finland in 2004, 2008 and 2012 (Tilastokeskus).

| Year | Helsinki | Turku | Tampere | Jyväskylä | Oulu | Vaasa | Finland |
|------|----------|-------|---------|-----------|------|-------|---------|
| 2004 | 2,501 | 736 | 737 | 391 | 334 | 518 | 8,442 |
| 2008 | 3,099 | 922 | 1,098 | 676 | 483 | 765 | 12,596 |
| 2012 | 4,411 | 1,552 | 1,503 | 1,087 | 958 | 931 | 19,138 |

International students in Turku

International degree students studying in the higher education institutions of Turku in 2007-2015.



International students in Turku

Top 10 nationalities of international students in Turku in 2014-2015.

| Citizenship | Students | % of international students |
|-------------|----------|-----------------------------|
| Russia | 190 | 9 |
| China | 180 | 9 |
| Sweden | 127 | 6 |
| Nepal | 121 | 6 |
| Pakistan | 119 | 6 |
| Iran | 99 | 5 |
| India | 92 | 4 |
| Vietnam | 91 | 4 |
| Germany | 82 | 4 |
| Estonia | 65 | 3 |

Respondents

- Total 303 respondents
- Åbo Akademi University 63 respondents
- The University of Turku 161 respondents
- Turku University of Applied Sciences 72 students
- Novia University of Applied Sciences 7 respondents

Respondents

| Citizenship | Students | % |
|---------------|----------|-----|
| EU/EEA | 78 | 26 |
| Other Europe | 38 | 13 |
| Asia | 140 | 46 |
| Africa | 24 | 8 |
| North America | 17 | 6 |
| South America | 6 | 2 |
| Total | 303 | 100 |

Respondents

| Area of study | Students | % |
|---------------------------------------|----------|-----|
| Technology/IT/Engineering | 80 | 25 |
| Business/Economics | 63 | 21 |
| Mathematics and Natural Sciences | 60 | 20 |
| Humanities/Theology/Fine Arts/Culture | 24 | 8 |
| Medicine | 21 | 7 |
| Education | 17 | 6 |
| Social Sciences | 13 | 4 |
| Health Care and Social Services | 11 | 4 |
| Law | 5 | 2 |
| Seafaring | 5 | 2 |
| Futures Studies | 4 | 1 |
| Total | 303 | 100 |

Respondents

Respondents' primary reason to move to Finland by continent, %.

| Continent | Study | Work | Social | Refuge | Born in Finland or moved as a child | Other |
|---------------|-------|------|--------|--------|-------------------------------------|-------|
| EU/EEA | 59 | 5 | 24 | | 3 | 9 |
| Other Europe | 95 | 3 | | 2 | | |
| Asia | 94 | | 4 | | | 2 |
| Africa | 100 | | | | | |
| North America | 77 | | 23 | | | |
| South America | 83 | | | 17 | | |
| Total | 85 | 2 | 9 | 1 | 1 | 3 |

Studies in Turku

Source of information used by top 10 nationalities (other than Finnish) about study opportunities in Turku, %.

| Citizenship | Friend or relative | Internet | Home university or school | Other |
|-------------------|--------------------|-----------|---------------------------|-------|
| Russia (N=32) | 19 | 52 | 25 | 3 |
| Vietnam (N=24) | 38 | 54 | 8 | |
| China (N=24) | 33 | 46 | 21 | |
| Nepal (N=19) | 37 | 58 | 5 | |
| Bangladesh (N=16) | 31 | 63 | | 6 |
| India (N=14) | 36 | 43 | 14 | 7 |
| Pakistan (N=14) | 21 | 71 | 7 | |
| Iran (N=13) | 23 | 77 | | |
| USA (N=12) | 8 | 67 | | 25 |
| Germany (N=6) | | 33 | 50 | 17 |
| Nigeria (N=6) | 67 | 33 | | |

Suggested improvements for HEIs



Suggested improvements for HEIs

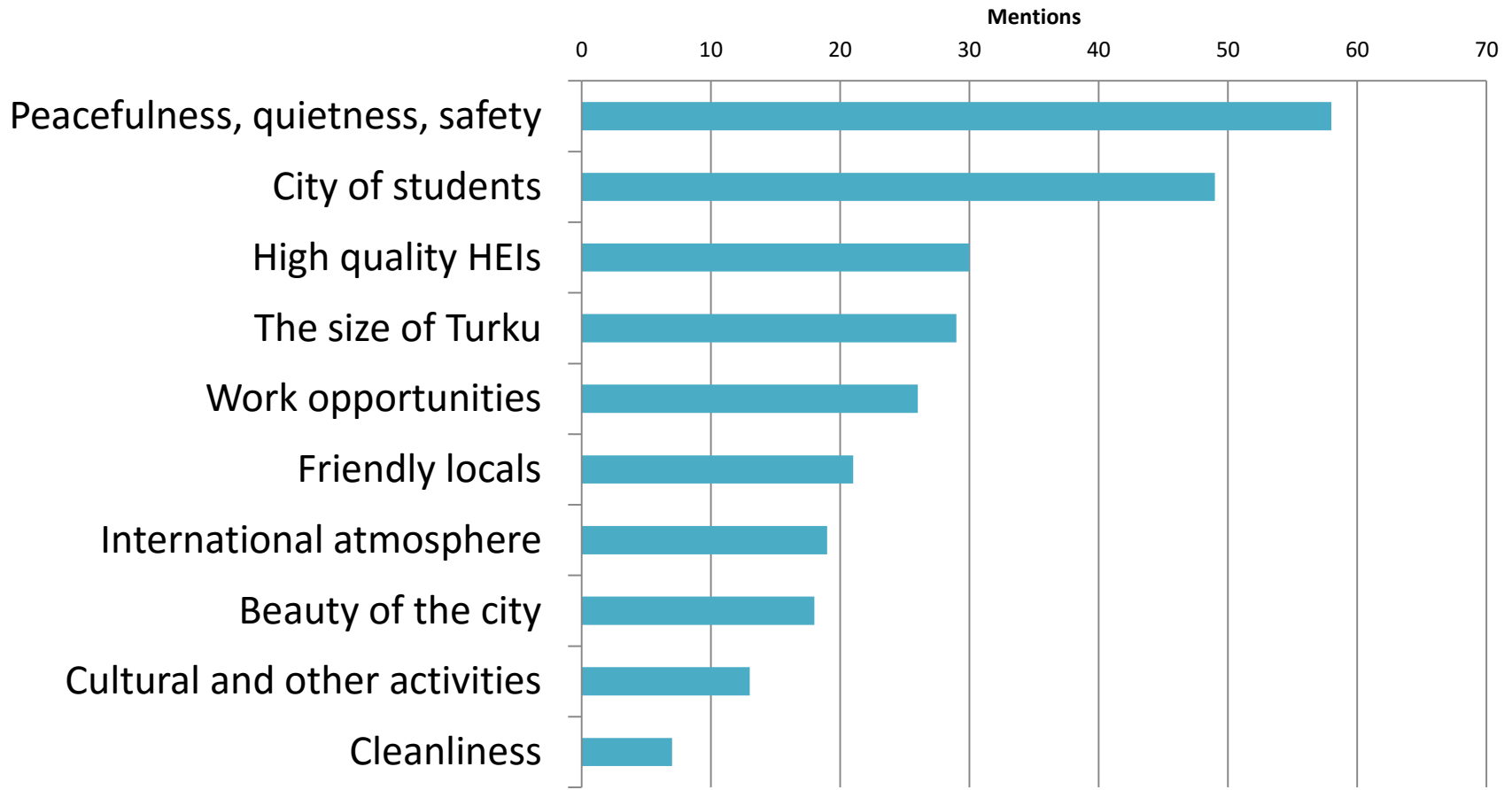
“The level of Finnish language courses is too low. There should be a course to prepare for the B1 exam.” (North America, UTU)

“Make Finnish courses faster in tempo. And don’t make it compulsory for short term exchange students. A lot of them do not want and do not learn it anyway and just slow down those who want to learn Finnish.” (Other Europe, UTU)

Suggested improvements for HEIs

- "More help to know the Finnish university culture (...) by which I mean students are supposed to respect other, but also be more independent, do not compare or compete with others, just work hard and focus on their own things, and know how to communicate with their teachers and supervisors." (China, UTU)

Turku as a place to live

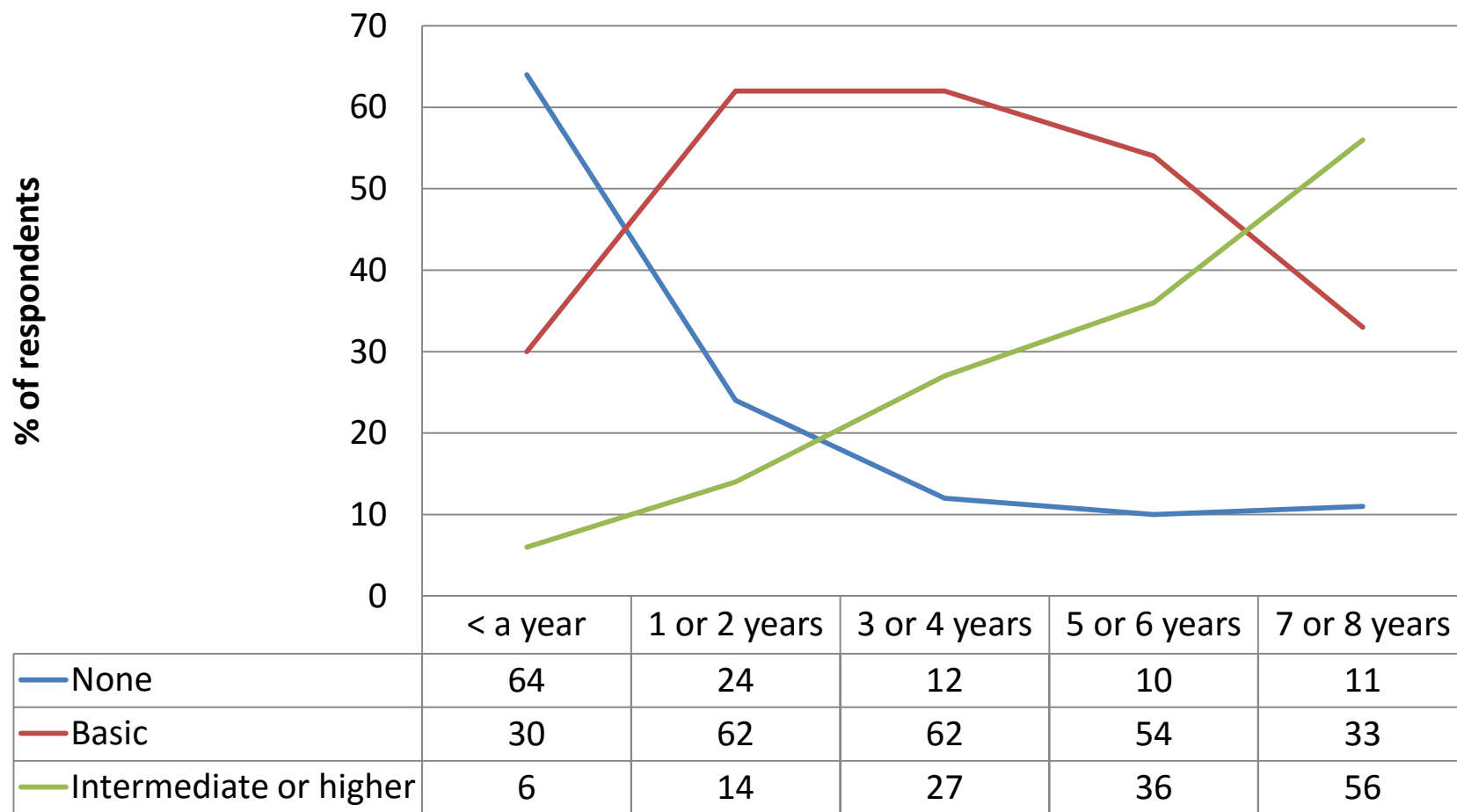


Turku as a place to live

Most common places for international students to meet locals, %.

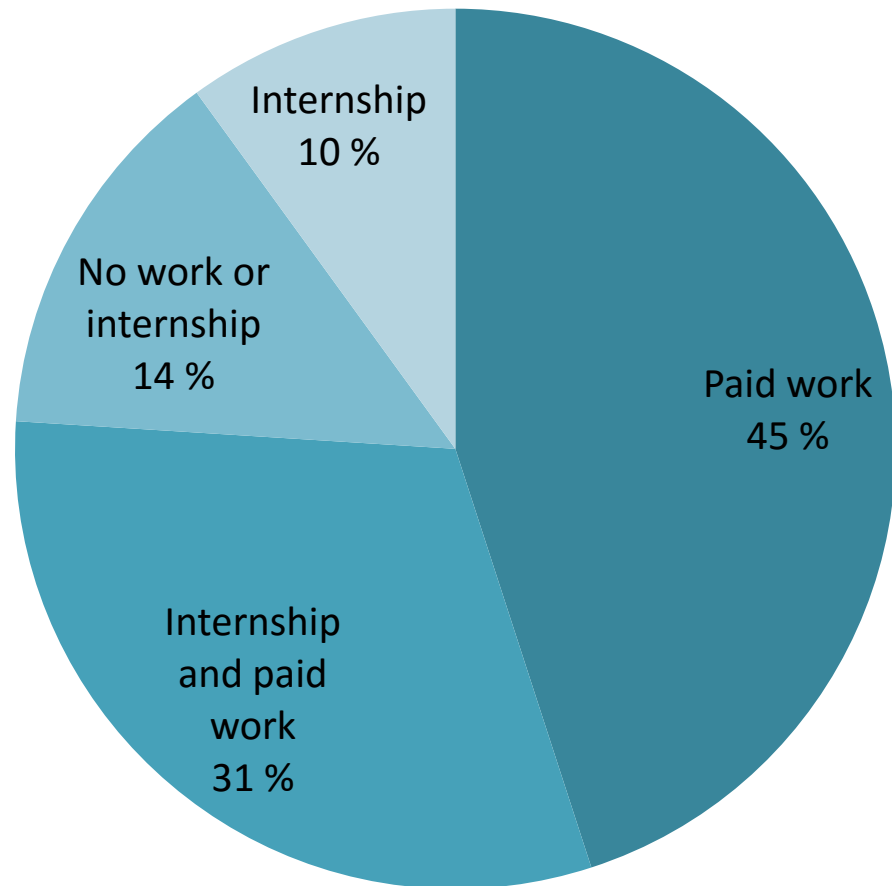
| | ÅA (N=63) | UTU (N=161) | TUAS (N=72) | Novia (N=7) |
|-----------------------|-----------|-------------|-------------|-------------|
| Degree program | 59 | 66 | 67 | 43 |
| Through a friend | 44 | 48 | 33 | 14 |
| Other courses | 38 | 40 | 28 | 43 |
| Accommodation | 30 | 27 | 35 | |
| Hobby | 32 | 25 | 11 | 14 |
| Friendship Program | 13 | 9 | 6 | |
| Work | 8 | 7 | 3 | |
| Church, organisations | 3 | 5 | 7 | 14 |
| CouchSurfing | | 2 | | |

International students' Finnish language skills



Internship and work

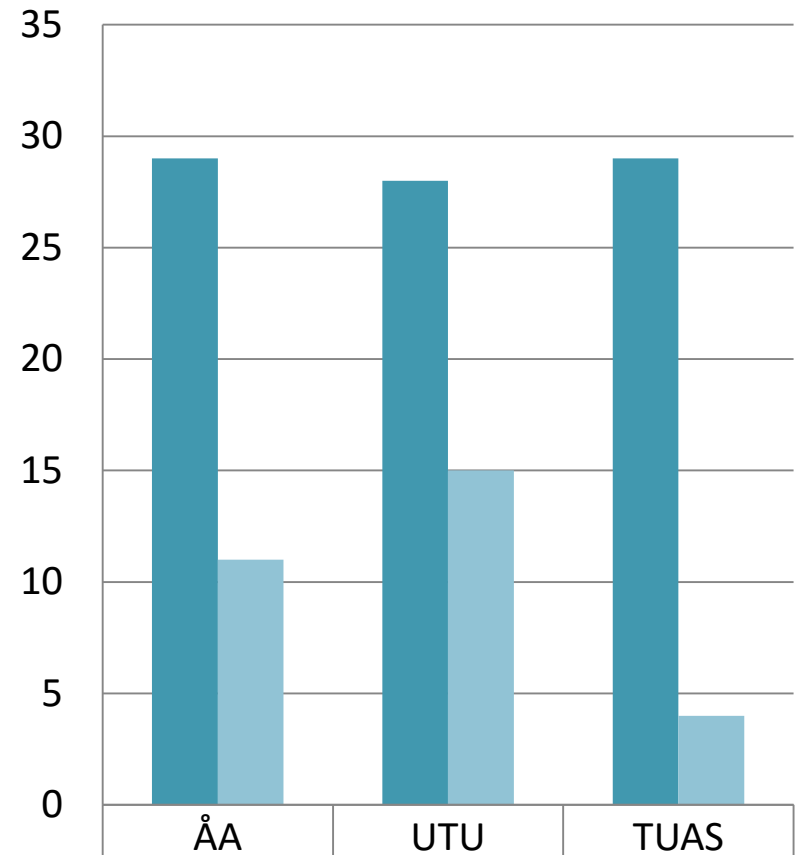
Work experience gained in Turku and internships completed in Finland by students graduating in 2015 and 2016 from higher education institutions of Turku, % (N=144).



Internship and work

The percentage of students of ÅA, UTU and TUAS having completed an internship in Finland and those having received work through their internship, % (N=296).

% of respondents



| | | | |
|--|----|----|----|
| ■ Students in internship | 29 | 28 | 29 |
| ■ Students receiving work through internship | 11 | 15 | 4 |

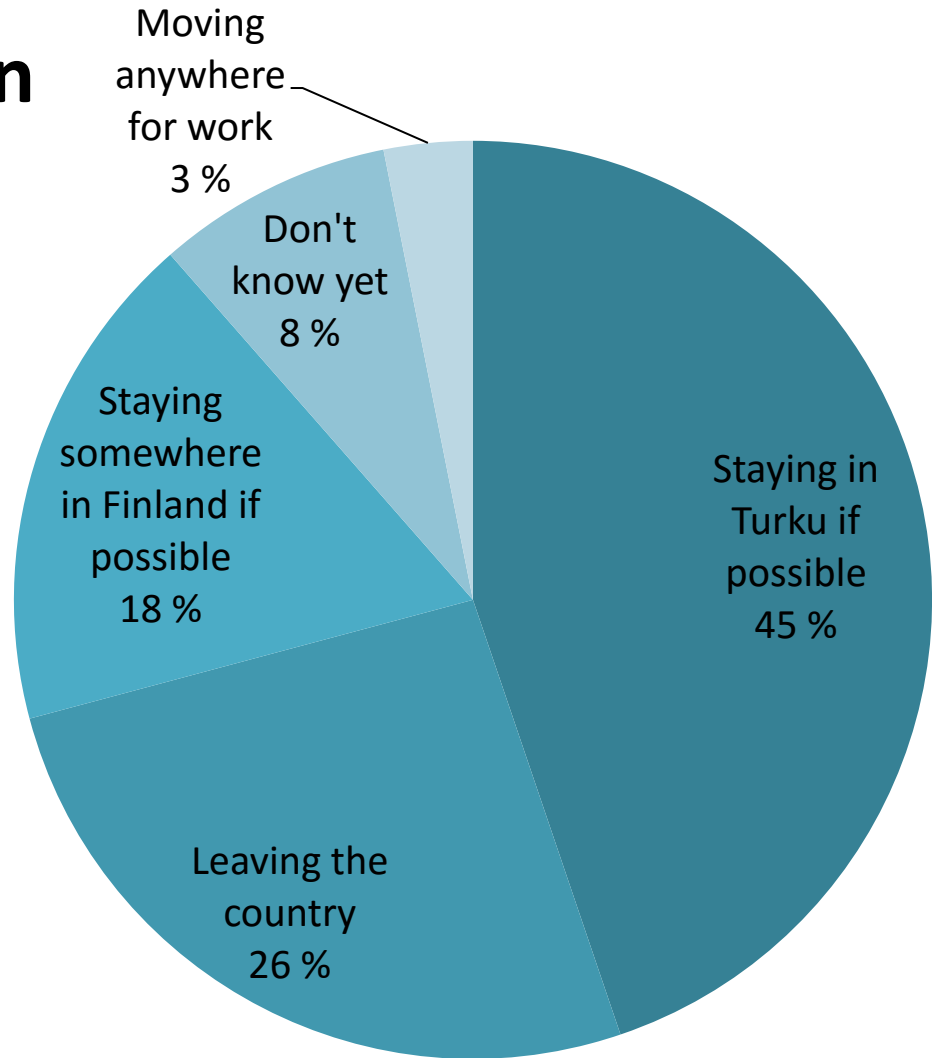
International students and work in Turku

Employment by nationality of students having lived in Finland for at least a year (countries with more than five respondents are included), %.

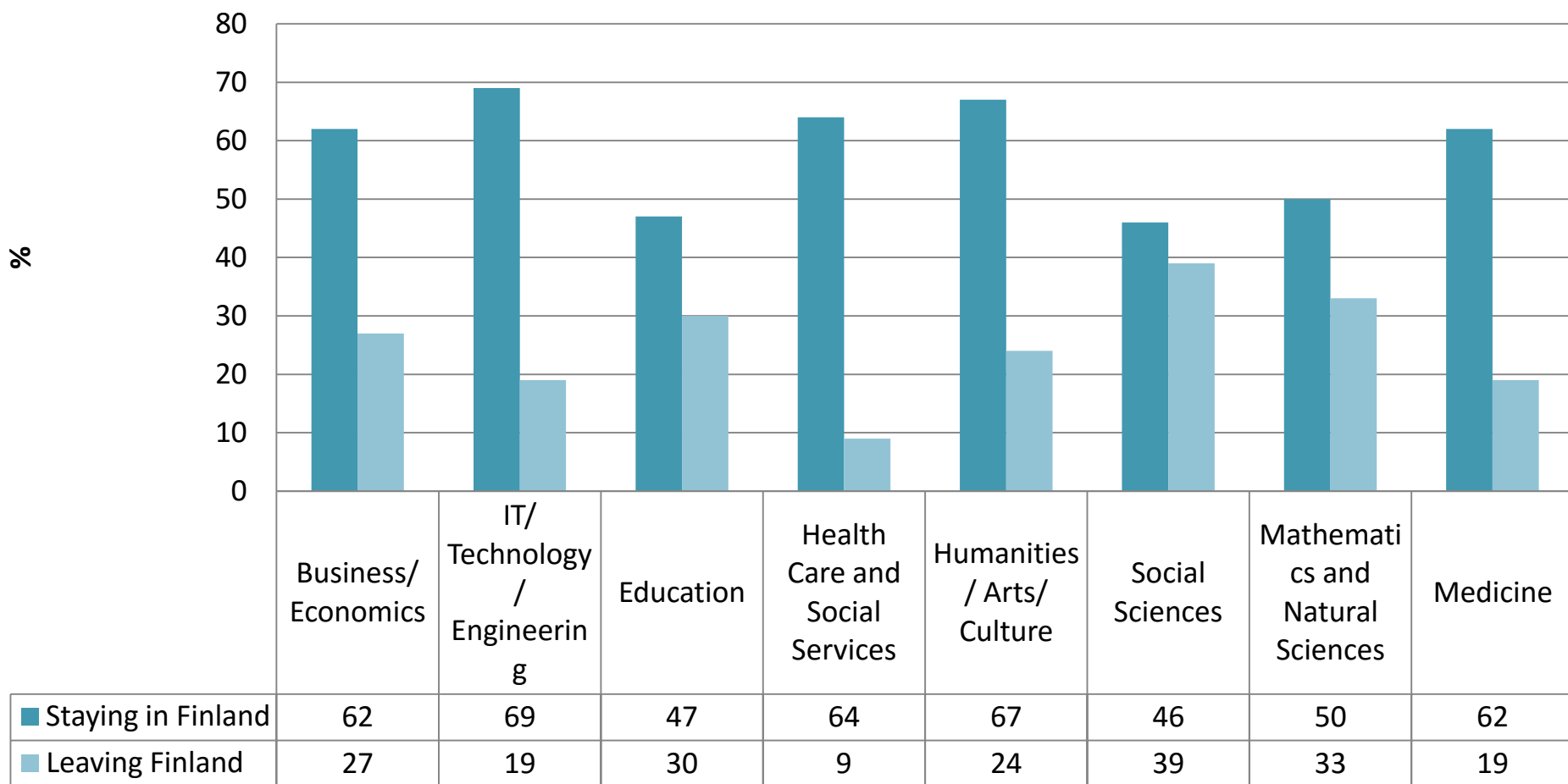
| Citizenship | Full-time | Part-time | Self-employed | No work |
|-------------------|-----------|-----------|---------------|-----------|
| Russia (N=23) | 13 | 35 | | 52 |
| Vietnam (N=19) | 16 | 52 | | 32 |
| China (N=19) | 16 | 32 | 11 | 41 |
| India (N=13) | 55 | 23 | 15 | 7 |
| Pakistan (N=13) | 23 | 63 | 7 | 7 |
| Nepal (N=12) | 8 | 50 | | 42 |
| Bangladesh (N=10) | 10 | 80 | | 10 |
| Iran (N=10) | 50 | 20 | 10 | 20 |
| USA (N=8) | 13 | 25 | | 62 |
| Total (N=232) | 27 | 40 | 4 | 29 |

Plans after graduation

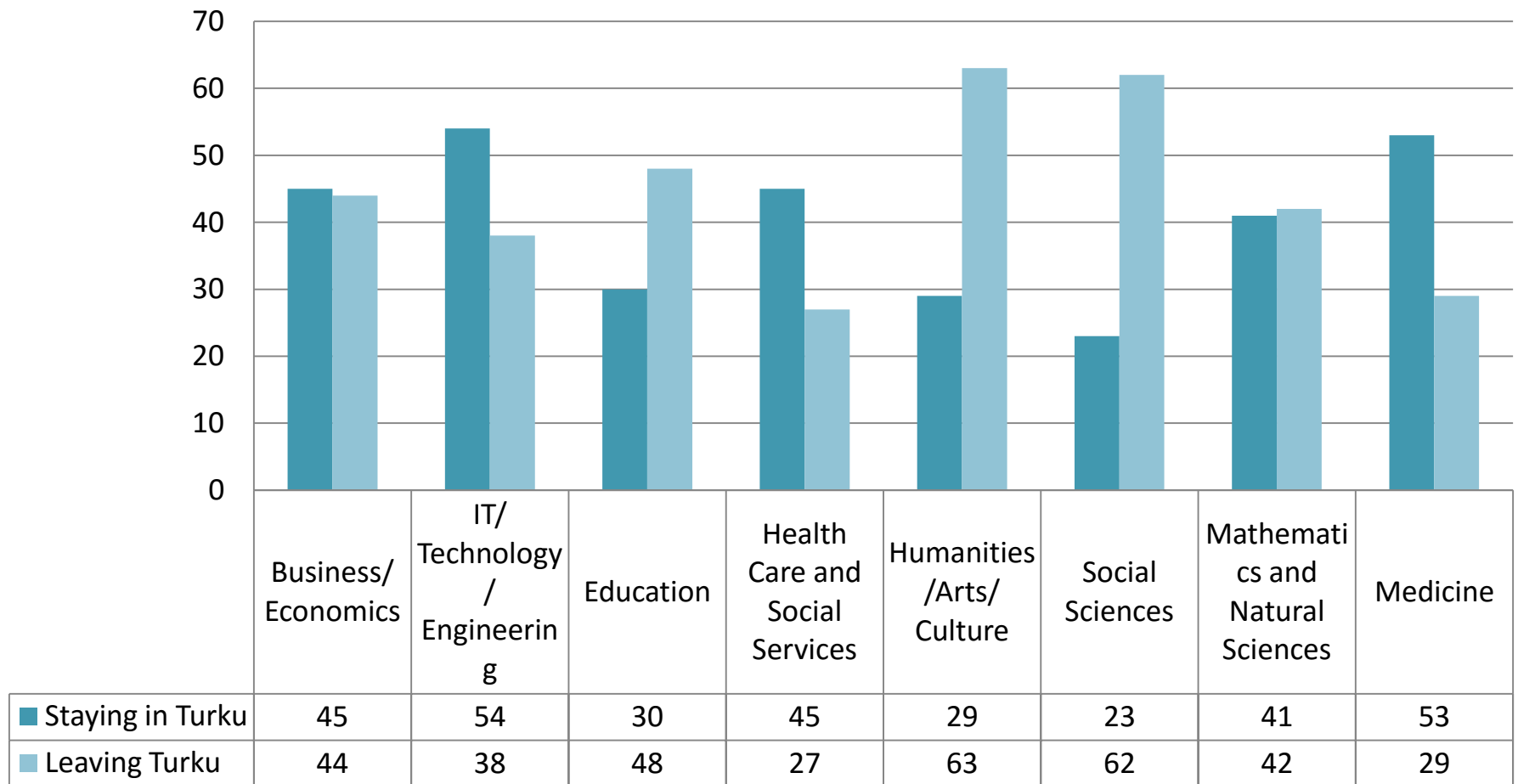
Respondents' plans after graduation, % (N=303).



Wish to stay in Finland if work is available



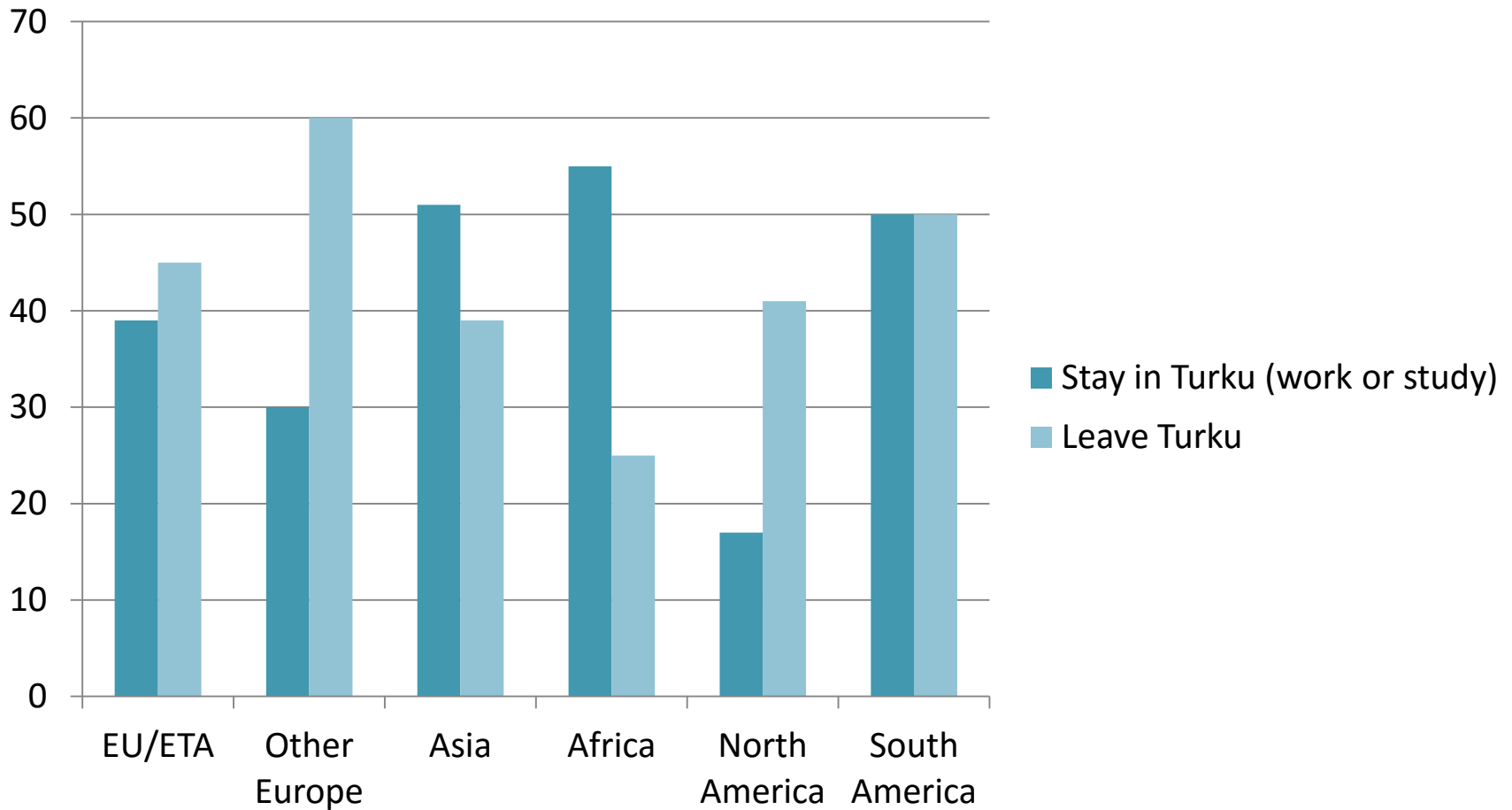
Wish to stay in Turku if work is available



Plans after graduation by area of citizenship

| Plan | EU/EEA (N=76) | Other Europe (N=40) | Asia (N=140) | Africa (N=24) | North America (N=17) | South America (N=6) |
|---------------------------|------------------|---------------------------|-----------------|------------------|----------------------------|---------------------------|
| Work in Turku if possible | 30 | 25 | 35 | 38 | 17 | 17 |
| Continue studies in Turku | 9 | 5 | 16 | 17 | | 33 |
| Stay elsewhere in Finland | 13 | 30 | 18 | 8 | 18 | 17 |
| Go anywhere for work | 5 | | 2 | 4 | 12 | |
| Back to home country | 7 | 10 | 7 | 13 | 12 | 33 |
| Move elsewhere abroad | 25 | 20 | 15 | 4 | 12 | |
| Don't know yet | 11 | 10 | 4 | 8 | 23 | |
| Other | | | 3 | 8 | 6 | |
| Total | 100 | 100 | 100 | 100 | 100 | 100 |

Plans to stay in Turku by area of citizenship



Interest in becoming self-employed in Turku

| Study area | Yes/possibly | Already self-employed | No |
|---|--------------|-----------------------|----|
| Business/Economics (N=61) | 67 | 2 | 31 |
| IT/Technology/Engineering (N=78) | 77 | 1 | 22 |
| Education (N=14) | 50 | 7 | 43 |
| Health Care and Social Services (N=11) | 55 | | 45 |
| Humanities/Arts/Culture (N=21) | 52 | 5 | 43 |
| Social Sciences (N=13) | 62 | | 38 |
| Mathematics and Natural Sciences (N=59) | 61 | 2 | 37 |
| Medicine (N=20) | 45 | 5 | 50 |
| Total | 64 | 2 | 34 |

Main reasons to leave Turku

| Reason to leave | Number of answers | % of answers |
|-----------------------|-------------------|--------------|
| Lack of work | 39 | 28 |
| Language difficulties | 32 | 23 |
| Family elsewhere | 23 | 16 |
| Do not feel at home | 16 | 11 |
| Studies elsewhere | 13 | 9 |
| Job waiting elsewhere | 8 | 6 |
| Racism | 3 | 2 |

Reasons to leave Turku

“I’m unsure if any company wants to employ me, a foreigner, full-time in Turku. Moreover, the new, xenophobic climate in Finland scares me.”
(EU/EEA)

“From what I understand of Turku, and Finland as a whole, this is not a good place to seek employment. Jobs are scarce, and the salaries are not very competitive, which combined with Finland’s rather weak economy as a whole is not very enticing.” (Sweden)

“Everyone keeps talking about lack of jobs and poor economical situation , quite pessimistic I would say. I believe anywhere can be a place to work with the right business mindset and driven entrepreneurship.” (Finland)

Thank you.

Link to the pdf: www.migrationinstitute.fi/dl/International-Degree-Students-in-Turku-C28-2016.pdf

More information:

Tutkija Tytti-Maaria Laine
Siirtolaisuusinstituutti
tytti.laine@utu.fi
02-284 0479